

Distributed by:

**Aim to move forward with
4 advantages of ELSS**



**Mahindra Manulife
ELSS Tax Saver Fund**

(An open ended equity linked saving scheme with a statutory lock in of 3 years and tax benefit)

**Invest in Mahindra Manulife ELSS Tax Saver Fund
and save upto ₹ 51,480/-* on taxes**

ELSS = Equity Linked Savings Scheme

August 31, 2024

Why invest in this Scheme ?

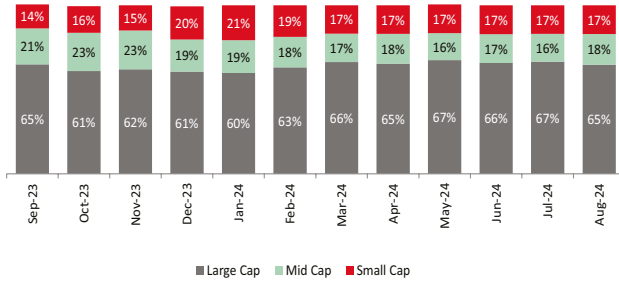
- Tax benefit with deduction under Section 80C of Income Tax Act, 1961*
- 3-year lock-in period to maximise growth potential
- Potential Capital Appreciation through a diversified equity portfolio

*Assuming investor uses the entire ₹ 1.50 lac limit available under section 80C of the Income Tax Act 1961 for investing in Mahindra Manulife ELSS Tax Saver Fund. The tax benefit is calculated on the basis of current applicable tax rates under the old regime, ignoring marginal relief on surcharge, if any, for net taxable income between ₹ 50 lacs and ₹ 1 crore. The Finance Act 2020 has introduced a new income tax regime at concessional tax rates for individual taxpayers. However, the option for such concessional tax regime requires the taxpayer to forego certain solicited deductions including deduction u/s 80C of Income Tax Act, 1961. Please consult your financial / tax advisor before investing.

Scheme Positioning

- A portfolio of companies with strong industry leadership and high moat.
- A well-diversified portfolio that looks to capture potential long term growth opportunities from across market caps.

12 Month Market Capitalization Trend (% to Equity Holdings)



As per the Market Capitalization data provided by AMFI (In line with the applicable SEBI guidelines)

Top 5 Sectors of the scheme (% to Net Assets)

Sector	MMETFSA*	Nifty 500 TRI
Financial Services	26.90%	27.60%
Information Technology	10.98%	9.90%
Oil Gas & Consumable Fuels	7.63%	8.75%
Fast Moving Consumer Goods	7.17%	7.24%
Automobile And Auto Components	6.71%	7.46%

*Mahindra Manulife ELSS Tax Saver Fund

Data as on August 31, 2024

Significant Portfolio changes of the Current Month

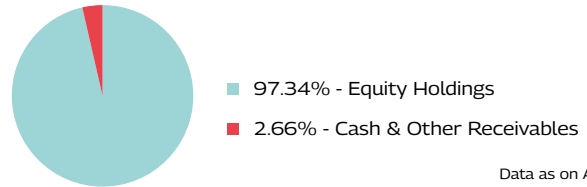
Fresh Additions	Complete Exits
Security	Security
Gokaldas Exports Limited	ITC Limited
Hindustan Petroleum Corporation Limited	Marico Limited
Maruti Suzuki India Limited	Maruti Suzuki India Limited
Multi Commodity Exchange of India Limited	Ratnamani Metals & Tubes Limited
Page Industries Limited	

Note: The companies/stock(s) referred above are only for the purpose of disclosure of significant portfolio changes during the month and should not be construed as recommendation to buy/sell/ hold. The fund manager may or may not choose to hold these companies/stocks, from time to time. Investors are requested to consult their financial, tax and other advisors before taking any investment decision(s). Data as on August 31, 2024

Portfolio Update for the Month

- Key Overweight sectors/Industries include Banks, Consumer Durables and Construction vs the Scheme's Benchmark
- Key Underweight sectors /Industries include Healthcare, Capital Goods and Metals & Mining vs the Scheme's Benchmark

Asset Allocation (%)



Data as on August 31, 2024

Top 10 Equity Holdings (as on August 31, 2024)

Security	% to Net Assets
HDFC Bank Limited	8.78%
ICICI Bank Limited	7.40%
Infosys Limited	6.31%
Reliance Industries Limited	4.35%
Larsen & Toubro Limited	3.61%
Tata Consultancy Services Limited	3.07%
Hindustan Unilever Limited	3.03%
State Bank of India	2.90%
NTPC Limited	2.55%
Axis Bank Limited	2.48%
Total	44.48%

Portfolio Stats

Turnover Ratio (Last 1 year)	0.82
Standard Deviation	12.55%
Beta	0.91
Sharpe Ratio [#]	0.77
Jenson's Alpha	-0.0978

#Risk-free rate assumed to be 6.80% (MIBOR as on 30-08-24) - Source: www.mmda.org

Note: As per AMFI guidelines for factsheet, the ratios are calculated based on month rolling returns for last 3 years. Data as on August 30, 2024.

Scheme Details

Investment Objective:

The investment objective of the Scheme is to generate long term capital appreciation through a diversified portfolio of equity and equity related securities. The Scheme does not guarantee or assure any returns.

Fund Manager:

Ms. Fatema Pacha

Total Experience: 18 years

Experience in managing this fund: 3 years and 10 months (managing since October 16, 2020)

Mr. Manish Lodha

Total Experience: 23 years

Experience in managing this fund: 3 years and 8 months (Managing since December 21, 2020)

Date of allotment: October 18, 2016

Benchmark: Nifty 500 TRI

Option: IDCW (IDCW Option will have only IDCW Payout facility) and Growth (D)

D- Default

Minimum Application Amount: Rs. 500 and in multiples of Rs.500 thereafter

Minimum Additional Purchase Amount: Rs. 500 and in multiples of Rs. 500 thereafter

Minimum Repurchase Amount: Rs. 500 or 50 units or account balance, whichever is lower

Minimum Weekly & Monthly SIP Amount: Rs 500 and in multiples of Rs 500 thereafter

Minimum Weekly & Monthly SIP installments: 6

Minimum Quarterly SIP Amount: Rs 1,500 and in multiples of Rs 500 thereafter

Minimum Quarterly SIP installments: 4

Monthly AAUM as on August 31, 2024 (Rs. in Cr.): 952.08

Monthly AUM as on August 31, 2024 (Rs. in Cr.): 972.71

Entry Load: Not applicable

Exit Load: Nil

Scheme Performance (as on August 30, 2024)

Mahindra Manulife ELSS Tax Saver Fund	CAGR Returns (%)				Value of Investment of ₹ 10,000*				NAV / Index Value (as on August 30, 2024)
	1 Year	3 Years	5 Years	Since Inception	1 Year (₹)	3 Years (₹)	5 Years (₹)	Since Inception	
Regular Plan - Growth Option	32.90	16.83	22.00	14.51	13,290	15,945	27,055	29,058	29.0578
Nifty 500 TRI [^]	41.58	18.95	22.70	17.05	14,158	16,829	27,845	34,526	37,449.92
Nifty 50 TRI ^{^^}	32.64	15.17	19.37	15.95	13,264	15,274	24,262	32,051	37,461.73

[^]Benchmark ^{^^}Additional Benchmark. CAGR - Compounded Annual Growth Rate. Inception/Allotment date: 18-Oct-16. **Past performance may or may not be sustained in future and should not be used as a basis of comparison with other investments.** Since inception returns of the scheme is calculated on face value of Rs. 10 invested at inception. The performance details provided above are of Growth Option under Regular Plan. Different Plans i.e Regular Plan and Direct Plan under the scheme has different expense structure. Ms. Fatema Pacha is managing this scheme since October 16, 2020. Mr Manish Lodha is managing this scheme since December 21,2020. *Based on standard investment of Rs. 10,000 made at the beginning of the relevant period.

SIP Performance (as on August 30, 2024)

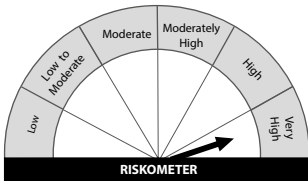
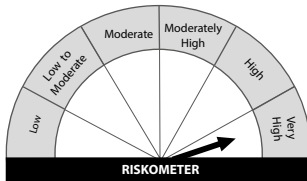
SIP Investment Period	Total Amount Invested (₹)	Regular Plan		Nifty 500 TRI [^]		Nifty 50 TRI ^{^^}	
		Market Value (₹)	CAGR Returns (%)	Market Value (₹)	CAGR Returns (%)	Market Value (₹)	CAGR Returns (%)
1 Year	1,20,000	1,42,002	35.80	1,45,995	42.64	1,41,155	34.36
3 Years	3,60,000	5,10,852	24.13	5,32,821	27.23	4,94,043	21.70
5 Years	6,00,000	10,91,744	24.20	11,32,318	25.72	10,23,422	21.52
Since Inception	9,40,000	19,62,612	18.30	21,19,050	20.19	19,32,570	17.92

[^]Benchmark ^{^^}Additional Benchmark. CAGR - Compounded Annual Growth Rate. Inception/Allotment date: 18-Oct-16. **Past performance may or may not be sustained in future and should not be used as a basis of comparison with other investments.** Returns greater than 1 year period are compounded annualized. For SIP returns, monthly investment of equal amounts invested on the 1st business day of every month has been considered. CAGR Returns (%) are computed after accounting for the cash flow by using the XIRR method (investment internal rate of return).

Distributed by:

Disclaimer: Readers of this material should rely on information / data arising out of their own investigations and advised to seek independent professional advice and arrive at an informed decision before making any investments. Neither Mahindra Manulife Investment Management Private Limited nor Mahindra Manulife Trustee Private Limited, its directors or associates shall be liable for any damages that may arise from the use of the information contained herein.

Get in Touch: Unit No. 204, 2nd Floor, Amity Building, Piramal Agastya Corporate Park, LBS Road, Kamani Junction, Kurla (W), Mumbai - 400 070.
Phone: +91-22-66327900, Fax: +91-22-66327932
Toll Free No.: 1800 419 6244 Website: www.mahindramanulife.com

Scheme Name	This Product is Suitable for investors who are seeking*	Scheme Riskometer	Scheme Benchmark	Benchmark Riskometer
Mahindra Manulife ELSS Tax Saver Fund	<ul style="list-style-type: none"> Long term capital appreciation Investment predominantly in equity and equity related securities. 	 <p>Investors understand that their principal will be at very high risk</p>	Nifty 500 TRI	

*Investors should consult their financial advisers if in doubt about whether the product is suitable for them.

Mutual Fund investments are subject to market risks, read all scheme related documents carefully.

Performance of other schemes managed by the Fund Manager(s)

Scheme Name	Scheme Inception Date	Fund Manager(s)	Managing since	CAGR Returns (%)		
				1 yr	3 yrs	5 yrs
Mahindra Manulife Multi Cap Fund - Reg - Growth	11-May-17	Mr. Manish Lodha	21-Dec-20	45.88	23.26	28.60
		Ms. Fatema Pacha	16-Oct-20			
Nifty 500 Multicap 50:25:25 TRI [^]				44.95	22.10	26.39
Mahindra Manulife Consumption Fund - Reg - Growth	13-Nov-18	Mr. Abhinav Khandelwal	1-Apr-22	45.07	21.47	20.95
		Ms. Fatema Pacha	21-Dec-20			
Nifty India Consumption TRI [^]				47.01	21.78	22.23
Mahindra Manulife Equity Savings Fund - Reg - Growth	01-Feb-17	Mr. Manish Lodha (Equity Portion)	21-Dec-20	16.96	9.46	12.42
		Mr. Renjith Sivaram (Equity Portion)	03-Jul-23			
		Mr. Rahul Pal (Debt Portion)	05-Jan-24			
		Mr. Pranav Patel [§]	Since inception			
Nifty Equity Savings Index [^]				16.28	9.27	10.96
Mahindra Manulife Mid Cap Fund - Reg - Growth	30-Jan-18	Mr. Abhinav Khandelwal	1-Feb-22	55.58	28.31	31.53
		Mr. Manish Lodha	21-Dec-20			
Nifty Midcap 150 TRI [^]				50.08	27.88	31.88
Mahindra Manulife Aggressive Hybrid Fund - Reg - Growth	19-July-19	Ms. Fatema Pacha (Equity Portion)	16-Oct-20	37.30	17.89	21.60
		Mr. Manish Lodha (Equity Portion)	21-Dec-20			
		Mr. Rahul Pal (Debt Portion)	Since inception			
		Mr. Amit Garg (Debt Portion)	02-May-24			
CRISIL Hybrid 35+65 Aggressive Index [^]				28.39	13.85	17.00
Mahindra Manulife Large Cap Fund - Reg - Growth	15-Mar-19	Ms. Fatema Pacha	21-Dec-20	38.21	16.09	19.51
		Mr. Abhinav Khandelwal	1-Mar-22			
Nifty 100 TRI [^]				38.29	16.10	19.98
Mahindra Manulife Large & Mid Cap Fund - Reg - Growth	30-Dec-19	Mr. Manish Lodha	21-Dec-20	40.78	21.17	-
		Mr. Abhinav Khandelwal	1-Feb-22			
NIFTY Large Midcap 250 TRI [^]				44.18	21.99	-
Mahindra Manulife Arbitrage Fund - Reg - Growth	24-Aug-20	Mr. Abhinav Khandelwal (Equity Portion)	1-Apr-22	6.17	4.61	-
		Mr. Manish Lodha (Equity Portion)	21-Dec-20			
		Mr. Rahul Pal (Debt Portion)	Since inception			
Nifty 50 Arbitrage Index [^]				7.66	6.01	-
Mahindra Manulife Focused Fund - Reg - Growth	17-Nov-20	Mr. Krishna Sanghavi	Since inception	53.88	23.79	-
		Ms. Fatema Pacha	21-Dec-20			
NSE 500 TRI [^]				41.58	18.95	-
Mahindra Manulife Flexi Cap Fund - Reg - Growth	23-Aug-21	Ms. Fatema Pacha	Since inception	36.33	18.22	-
		Mr. Manish Lodha				
Nifty 500 TRI [^]				41.58	18.95	-
Mahindra Manulife Balanced Advantage Fund - Reg - Growth	30-Dec-21	Mr. Manish Lodha (Equity Portion)	Since inception	27.26	-	-
		Ms. Fatema Pacha (Equity Portion)				
		Mr. Rahul Pal (Debt Portion)				
Nifty 50 Hybrid Composite Debt 50: 50 Index [^]				20.03	-	-
Mahindra Manulife Small Cap Fund - Reg - Growth	12-Dec-22	Mr. Abhinav Khandelwal	Since inception	58.85	-	-
		Mr. Manish Lodha				
BSE 250 Small Cap TRI [^]				49.76	-	-

[^]Benchmark CAGR - Compounded Annual Growth Rate. [§]Dedicated Fund Manager for Overseas Investments.

Past performance may or may not be sustained in future and should not be used as a basis of comparison with other investments. The performance details provided above are of Growth Option under Regular Plan. Different Plans i.e Regular Plan and Direct Plan under the scheme has different expense structure. Ms. Fatema Pacha manage 8 schemes and Mr. Manish Lodha manage 10 schemes each of Mahindra Manulife Mutual Fund. The performance data for the schemes which have not completed one year has not been provided.

Performance as on August 30, 2024

Note: As August 31, 2024 was a non - business day, the schemes returns disclosed are as on August 30,2024, except for Mahindra Manulife Liquid Fund and Mahindra Manulife Overnight Fund which is as of August 31, 2024.

Disclaimer : Readers of this material should rely on information / data arising out of their own investigations and advised to seek independent professional advice and arrive at an informed decision before making any investments. Neither Mahindra Manulife Investment Management Private Limited nor Mahindra Manulife Trustee Private Limited, its directors or associates shall be liable for any damages that may arise from the use of the information contained herein.

Get in Touch: Unit No. 204, 2nd Floor, Amity Building, Piramal Agastya Corporate Park, LBS Road, Kamani Junction, Kurla (W), Mumbai - 400 070.

Phone: +91-22-66327900, Fax: +91-22-66327932, Toll Free No.: 1800 419 6244 Website: www.mahindramanulife.com

Mutual Fund investments are subject to market risks, read all scheme related documents carefully.